

# IP66/IP67 Industrial Peristaltic Pump

Model : HP300

Flow Rate : 0.0019-28.15L/min

IP rate : IP66/IP67



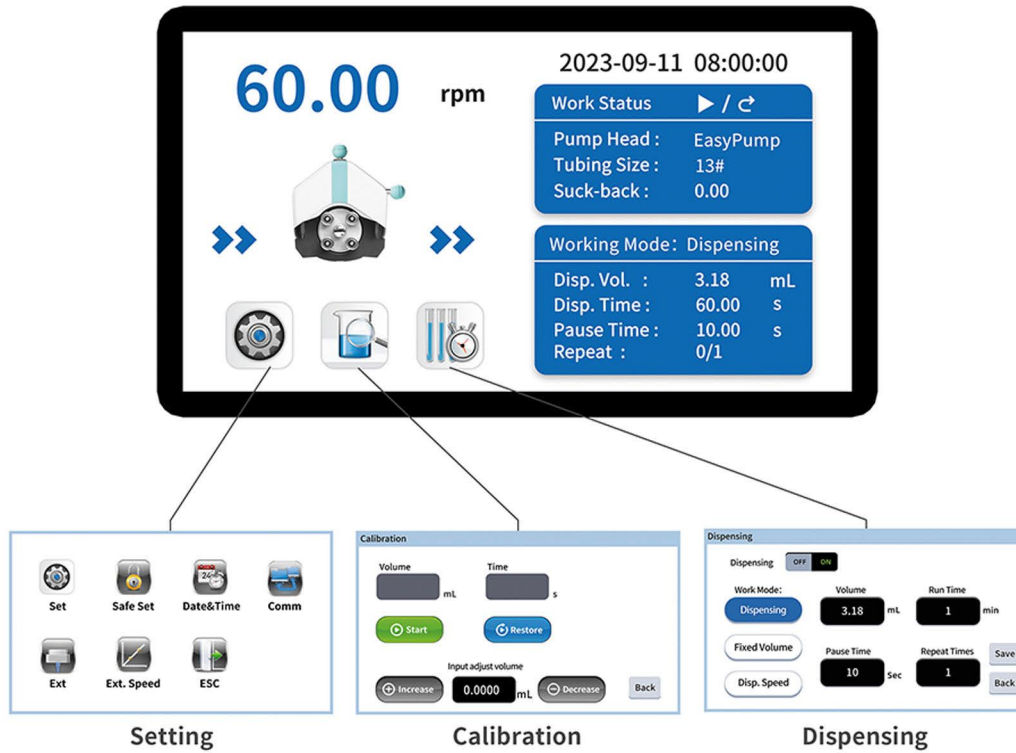
## Introduction

- The pump shell protection level is IP66/IP67, special designed for industrial environment. The pump has 6 types of sealing structures, which can withstand various harsh hot and humid environments, ensure long-term stable operation of the pump.
- Intelligent control system, support transferring and dispensing function.
- 4.3 inch touch screen, easy operation, easy parameter setting and calibration.

## Product Features

- IP66/IP67 protection rating, special designed for industrial environment.
- Intelligent control system.
- Passed EMC test Excellent anti-electromagnetic interference.
- The automatic pressure control device ensures internal and external pressure balance.
- Inside and outside of the external control interface are both circuit isolation.
- High precision servo motor.
- Casting shell with excellent heat dissipation performance.

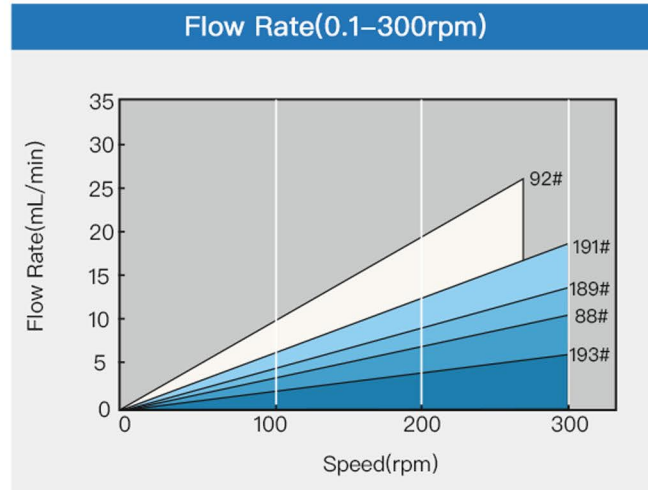
## Control Interface




## Pump Head



Flow Rate									
Drive	Pump Head	Housing Material	Tube Clamp/Connector Material	Tubing		L/r	Speed (rpm)	Flow Rate (L/min)	Weight (kg)
				Size	IDxWall Thickness				
HP300	DZ45	Aluminum alloy	Aluminum alloy	193#	9.6x4.8(mm)	0.019	0.1-300	0.0019-5.66	10
				88#	12.7x4.8(mm)	0.035		0.0035-10.5	
				189#	15.9x4.8(mm)	0.047		0.0047-13.98	
				191#	19.4x4.8(mm)	0.063		0.0063-18.78	
				92#	25.4x4.8(mm)	0.104	0.1-270	0.0104-28.15	

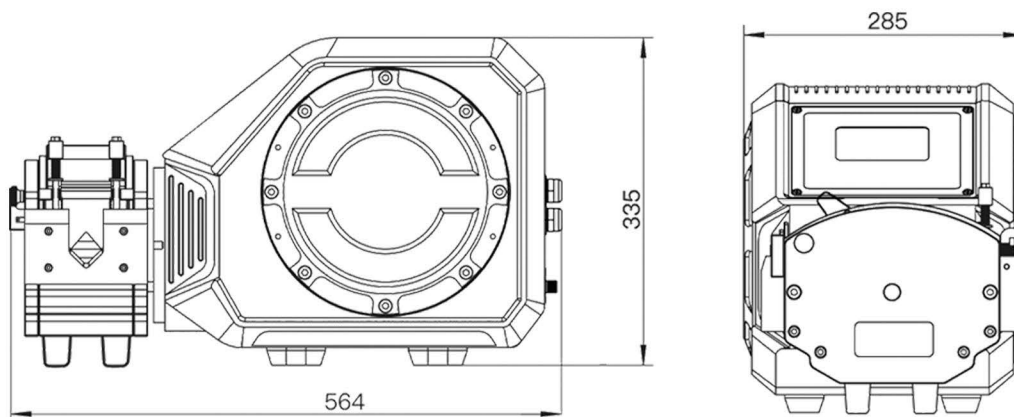


DZ45-I



DZ45-II

Dimension Drawing(mm)





## Specifications

Standard	IEC 60529:2013, Q/BSC01-2019
Housing material	Aluminum Alloy
Speed range	0.1-300rpm
Speed resolution	0.01rpm
Display	4.3 inch -Industrial grade - True color LCD screen
Control method	Touch screen, mechanical buttons, external signal, communication
Working mode	Flow rate mode, Dispensing mode.
Flow rate mode	Continuous transferring according to the set flow rate or motor speed.
Dispensing mode	Fixed time and volume dispensing: Set the dispensing volume, dispensing time, repeat number and pause time.
	Fixed volume dispensing: Set the dispensing volume, flow rate, repeat number and pause time.
	Speed/time dispensing: Set the motor speed (rpm), dispensing time, repeat number and pause time.
Dispensing volume	0.1mL-9999L
Dispensing time	0.1sec-9999hours
Pause time	0.5sec-9999sec
Repeat number	1-9999 times, 0 represents unlimited
Calibration function	Input actual volume and calibrate automatically
Back suction angle	0-360°
Communication	RS485, RS232
Communication protocol	Modbus protocol(RTU mode)
External control speed signal	0-5V, 0-10V, 4-20mA (For option)
External control signal input	Active switch signal (5-24V) control start/stop, direction and full speed; Passive switch signal control start/stop.
Signal output	Open collector output working status.
Lock screen function	Prevent accidental touches.
Password protection function	Prevent misoperation.
Drive dimension	428mm*285mm*335mm(L×W×H)
Power supply	220VAC / 110VAC, 50Hz
Rated power	300W
Relative humidity	<90%
Condition temperature	0-40°C
IP rate	IP66/IP67
Drive weight	21.5kg